

The logo for BSI (British Standards Institution) consists of the lowercase letters "bsi." in a bold, black, sans-serif font. The period is a solid red dot.

Anti-Embolism Stockings

Supplier: TerraMed Limited

Brand: Varicease by Varimed

Date: 03 June 2024



TERRAMED

Introduction

- Anti-embolism stockings are specialized hosiery designed to reduce the risk of blood clots in the legs.
- They are particularly beneficial for patients who are immobile or have undergone surgery.
- Varimed's Comfort line offers a range of anti-embolism stockings designed for maximum comfort and effectiveness.
- Our stockings are currently exported to many European countries.
- **Varimed is ISO 13485:2016 certified by BSI.**



Knee Length



Thigh Length

Varimed Comfort Anti-Embolism Stockings


- Types: knee length, thigh length, thigh length with waist belt.
- Compression Classes: 18 mmHg (Light), 23 mmHg (Medium), 35 mmHg (Strong). Our samples today are Light compression. We are happy to provide other classes upon request.
- Key Features:
 - Available in six sizes and two lengths (short and normal).
 - Ecrú color with color-coded (by size) inspection holes to facilitate easy identification.
 - Inspection hole at the foot to monitor blood circulation.
 - High wearing comfort and efficacy.
 - Freedom of movement.
 - Easy put on and take off.
 - Soft, elastic toe and heel.
 - Skin friendly – Tested to Oeko-Tex Standard 100.
 - Upper inspection hole and open toe can be produced upon request.



Inspection Holes

- Our anti-embolism stockings feature an inspection hole under the toes.
- Models with inspection hole on the upper side and with open toes can be produced upon request.

**Lower Inspection Hole
(default selection)**



**Upper Inspection Hole
(upon request)**



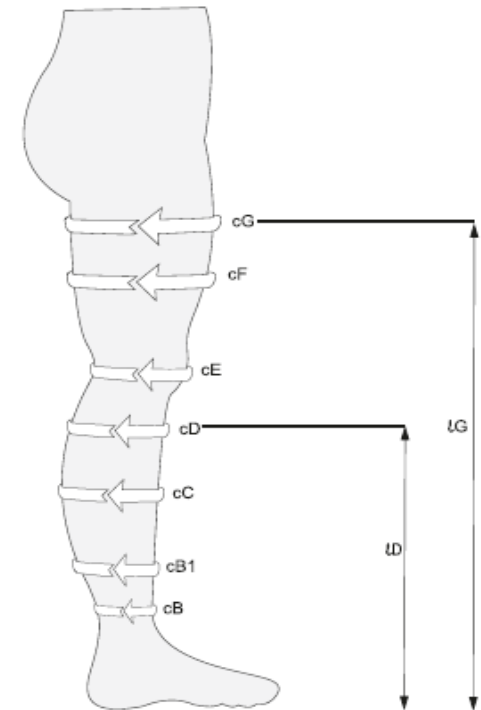
**Open Toe Hole
(upon request)**



Sizing and Measurements

- Accurate measurements are essential for proper fit and maximum efficacy.
- While our Size Table has 7 measuring points, **our experience is that the ankle circumference (cB) and the length of the leg (LD and LG, please see next page) are sufficient for proper fit.**
- Other circumference measurements help confirm the correct size. We recommend 2 measurements for knee length (cB, cD) and 3 for thigh length stockings (cB, cE, cG).

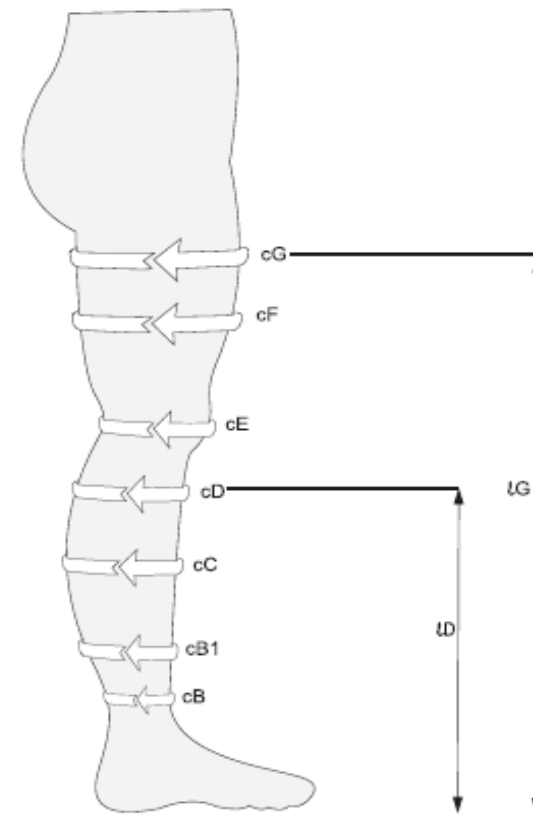
Leg Circumference (cm)	Size					
	XS	S	M	L	XL	XXL
cB	18-20	20-23	23-26	26-29	29-32	32-35
cB1	22-27	24-30	27-34	30-37	34-40	38-44
cC	28-34	31-37	34-41	37-44	41-48	44-53
cD	27-33	30-36	33-40	36-43	40-47	43-52
cE	32-38	35-41	38-45	41-48	45-53	49-59
cF	37-47	41-53	47-58	52-62	58-71	64-79
cG	43-57	49-63	53-67	58-73	64-82	72-93
Heel Colour	Beige	Yellow	Green	Red	Blue	Grey



Measuring Leg Length

- Our Size Table is the output of an R&D process and includes leg length as an additional measurement for further accuracy and efficacy.
- **Our experience shows that two measurements are sufficient to choose the exact size:**
 - **The ankle circumference (cB) and**
 - **The length of the leg**
 - **ID for knee length stockings**
 - **IG for thigh length stockings including with waist-belt.**
- We have provided both Short and Normal leg length samples for your reference.

Length of Leg (cm)		
	SHORT	NORMAL
ID	33-37	38-43
IG	62-70	71-82



Stockings with Waist-Belt

- Our thigh length stockings are equipped with a dot silicone topband that prevents slipping and maintains the correct compression profile.
- We also provide thigh length stockings with a waist-belt sewn using an elastic tape that offers excellent elasticity and softness, ensuring it doesn't chafe the leg.
- We recommend our waist-belt products for patients who are sensitive to silicone or feel strong pain at their thighs.
- Unfortunately, we do not have any waist-belt products in stock with us today, but we are committed to delivering them for the SMTL testing.



Thigh Length with Waist-Belt

Application Instructions

1. Selection:

- Determine the correct size using the ankle circumference and leg length.
- Confirm the size with other leg circumference measurements.
- Do not proceed if patient's leg measurements do not match the Size Table.

2. Putting on the Stockings:

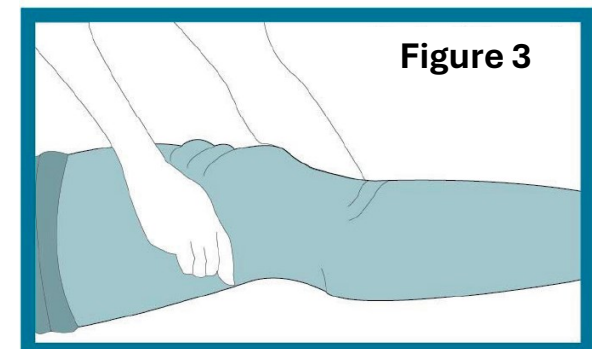
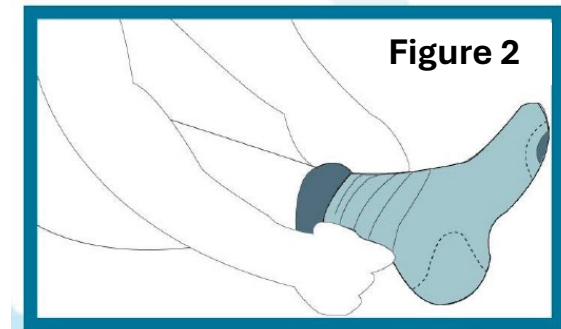
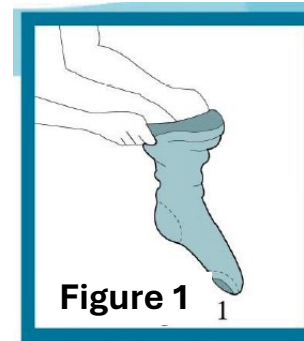
- Ensure the leg is dry and free of lotions or oils.
- Gather the stocking from the top and insert the foot, ensuring the heel is positioned correctly.
- Gradually pull the stocking up the leg, smoothing out any wrinkles.
- For thigh length stockings, ensure the top band is positioned properly to avoid rolling or slipping.

3. Inspection:

- Regularly check the inspection holes for blood circulation and skin condition.
- Ensure there are no wrinkles or bunching, which can affect compression.

Putting on the Stockings

- Roll the stocking to the heel (figure 1).
- Pull the foot section over the foot. Ensure there is no pain or pressure on the heel. The heel must be within the stocking's heel section, and the inspection hole should be on the lower side of the toes (figure 2).
- For thigh length stockings, ensure the top band is positioned properly to avoid rolling or slipping.
- Begin pulling the body of the stocking up around the ankle, calf, and knee. Take care that the stocking is fitted without creasing or rotating (figure 3).
- For thigh length stockings, the line in the middle of the stocking must be below the knee.
- The thigh length stocking has been put on properly when its edge is about three fingers' widths below the groin.



Contraindications

- Our anti-embolism stockings are indicated for prophylaxis against deep venous thrombosis in medical and surgical patients. They help improve the resolution of varicose veins through graduated compression, enhancing venous blood flow. They also boost blood flow in other venous disorders, such as chronic venous stasis.
- **DO NOT** use anti-embolism stockings if the patient has:
 - Severe peripheral arterial disease or arteriosclerosis or other lachemic vascular disease
 - Skin conditions such as dermatitis or open wounds
 - Recent skin grafts
 - Allergies to stocking materials
 - Massive edema of legs or pulmonary edema from congestive heart failure
 - Extreme deformity of leg
- Leg conditions that may be exacerbated by anti-embolism stockings include Cellulitis, Dermatitis, Gangrene, Fasciitis, Panniculitis.

Care Instructions

- Our recommendation is to wash the stockings once at least every two days.
- Washing instructions:
 - Wash the stockings in warm water (upto 40° C) with mild detergent.
 - Wash separately.
 - Do not use any textile softeners or bleach.
 - Do not iron.
 - Air dry flat, away from direct sunlight and heat sources.
 - Stockings should be rinsed well but not spun or wrung.
- Inspect the stockings regularly for signs of wear or damage.

Product Manuals

- Please refer to our product manuals for instructions on use and maintenance. We are happy to provide as many manuals as needed upon request.

Varicease®

Boy Ölçüsü (cm)	S	M	L	L	XL	XXL
25	18/20	18/20	20/20	22/22	22/22	24/24
26	19/19	20/20	22/22	22/22	24/24	24/24
27	20/20	22/22	24/24	24/24	26/26	26/26
28	20/20	22/22	24/24	26/26	26/26	28/28
29	22/22	24/24	26/26	26/26	28/28	28/28

Boyunluk / Height (cm)

16 Normal	17-18
13 Kısa	15-17

DİZ ALTI ANTI EMBOLİ ÇORABI (AD) (Knee-Lenght Anti - Embolism Stocking - AD)

BEDENLER - SIZES

XS	S	M	L	XL	XXL
ID: 07-83	ID: 07-90	ID: 07-96	ID: 07-102	ID: 07-107	ID: 07-113
ID: 07-80	ID: 07-86	ID: 07-92	ID: 07-98	ID: 07-103	ID: 07-109

Uzunluk - Height

KISA - SHORT	NORMAL
ID: 33-37	ID: 30-34

Renk Seçenekleri (Color Options):
 Topuk Pngi (Heel Colour) Bey (Beige) / Topuk Pngi (Heel Colour) Sarı (Yellow) / Topuk Pngi (Heel Colour) Yeşil (Green) / Topuk Pngi (Heel Colour) Kırmızı (Red) / Topuk Pngi (Heel Colour) Mavi (Blue) / Topuk Pngi (Heel Colour) Gri (Grey)

VARMED MEDİKAL SAN. VE TİC. LTD. ŞTİ.
Tuzluca Mah. Deryaşşığı C/Şahkara Cad. No:28-30 Başpaşınca
34010 Üsküdar - İSTANBUL
Tic. Sic. No: 27.973/27.974 Şişli Sic. No: 21.561/21.562
Tic. Sic. No: 27.973/27.974 Şişli Sic. No: 21.561/21.562
www.varimedmedikal.com.tr | www.facebook.com/varimedmedikal

Varicease®

Kullanım ve Bakım Talimatları

Endikasyonlar:

- İnflamasyon
- Yara iyileşmesi için destek
- Yaşlı bireylerin ayakta durma süresini uzatma
- Yaşlı bireylerin ayakta durma süresini uzatma
- Yaşlı bireylerin ayakta durma süresini uzatma
- Yaşlı bireylerin ayakta durma süresini uzatma

Contraindications:

- Yaşlı bireylerin ayakta durma süresini uzatma
- Yaşlı bireylerin ayakta durma süresini uzatma
- Yaşlı bireylerin ayakta durma süresini uzatma
- Yaşlı bireylerin ayakta durma süresini uzatma

Özellikler:

- Yaşlı bireylerin ayakta durma süresini uzatma
- Yaşlı bireylerin ayakta durma süresini uzatma
- Yaşlı bireylerin ayakta durma süresini uzatma
- Yaşlı bireylerin ayakta durma süresini uzatma

Instructions For Use And Maintenance

Indications:

- Inflammation
- Support for wound healing
- Support for elderly people's standing time
- Support for elderly people's standing time
- Support for elderly people's standing time
- Support for elderly people's standing time

Contraindications:

- Elderly people's standing time extension
- Elderly people's standing time extension
- Elderly people's standing time extension
- Elderly people's standing time extension

Features:

- Elderly people's standing time extension
- Elderly people's standing time extension
- Elderly people's standing time extension
- Elderly people's standing time extension

How to Use:

- Put the foot section over the heel. Make sure that there is no pressure on the heel. The heel must be on the stocking heel section. The inspection hole must be on the lower side of the leg (Figure 1).
- Put the foot section over the heel. Make sure that there is no pressure on the heel. The heel must be on the stocking heel section. The inspection hole must be on the lower side of the leg (Figure 1).
- Put the foot section over the heel. Make sure that there is no pressure on the heel. The heel must be on the stocking heel section. The inspection hole must be on the lower side of the leg (Figure 1).

How to Clean the Stocking:

The stockings should be washed every 2-3 days. Use lukewarm water and mild soap. Do not use bleach or fabric softener. Do not iron the stockings. Do not dry them in the sun or use a clothes dryer. Do not use a washing machine.

VARMED MEDİKAL SAN. VE TİC. LTD. ŞTİ.
Tuzluca Mah. Deryaşşığı C/Şahkara Cad. No:28-30 Başpaşınca
34010 Üsküdar - İSTANBUL
Tic. Sic. No: 27.973/27.974 Şişli Sic. No: 21.561/21.562
Tic. Sic. No: 27.973/27.974 Şişli Sic. No: 21.561/21.562
www.varimedmedikal.com.tr | www.facebook.com/varimedmedikal

Varicease®

Boy Ölçüsü (cm)	S	M	L	L	XL	XXL
40	29/30	32/32	32/32	34/34	34/34	36/36
41	30/30	32/32	34/34	34/34	36/36	36/36
42	31/31	34/34	34/34	36/36	36/36	38/38
43	32/32	34/34	36/36	36/36	38/38	38/38
44	33/33	36/36	36/36	38/38	38/38	40/40
45	34/34	36/36	38/38	38/38	40/40	40/40

Boyunluk / Height (cm)

16 Normal	71-82
13 Kısa	62-70

UYLUK BOYU ANTI EMBOLİ ÇORABI (AG) (Thigh Lenght Anti - Embolism Stocking - AG)

BEDENLER - SIZES

XS	S	M	L	XL	XXL
ID: 43-57	ID: 49-63	ID: 55-69	ID: 61-75	ID: 67-81	ID: 73-91
ID: 40-54	ID: 46-60	ID: 52-66	ID: 58-72	ID: 64-78	ID: 80-94

Uzunluk - Height

KISA - SHORT	NORMAL
ID: 60-70	ID: 71-82

Renk Seçenekleri (Color Options):
 Topuk Pngi (Heel Colour) Bey (Beige) / Topuk Pngi (Heel Colour) Sarı (Yellow) / Topuk Pngi (Heel Colour) Yeşil (Green) / Topuk Pngi (Heel Colour) Kırmızı (Red) / Topuk Pngi (Heel Colour) Mavi (Blue) / Topuk Pngi (Heel Colour) Gri (Grey)

VARMED MEDİKAL SAN. VE TİC. LTD. ŞTİ.
Tuzluca Mah. Deryaşşığı C/Şahkara Cad. No:28-30 Başpaşınca
34010 Üsküdar - İSTANBUL
Tic. Sic. No: 27.973/27.974 Şişli Sic. No: 21.561/21.562
Tic. Sic. No: 27.973/27.974 Şişli Sic. No: 21.561/21.562
www.varimedmedikal.com.tr | www.facebook.com/varimedmedikal

Varicease®

Kullanım ve Bakım Talimatları

Endikasyonlar:

- İnflamasyon
- Yara iyileşmesi için destek
- Yaşlı bireylerin ayakta durma süresini uzatma
- Yaşlı bireylerin ayakta durma süresini uzatma
- Yaşlı bireylerin ayakta durma süresini uzatma
- Yaşlı bireylerin ayakta durma süresini uzatma

Contraindications:

- Yaşlı bireylerin ayakta durma süresini uzatma
- Yaşlı bireylerin ayakta durma süresini uzatma
- Yaşlı bireylerin ayakta durma süresini uzatma
- Yaşlı bireylerin ayakta durma süresini uzatma

Özellikler:

- Yaşlı bireylerin ayakta durma süresini uzatma
- Yaşlı bireylerin ayakta durma süresini uzatma
- Yaşlı bireylerin ayakta durma süresini uzatma
- Yaşlı bireylerin ayakta durma süresini uzatma

Instructions For Use And Maintenance

Indications:

- Inflammation
- Support for wound healing
- Support for elderly people's standing time
- Support for elderly people's standing time
- Support for elderly people's standing time
- Support for elderly people's standing time

Contraindications:

- Elderly people's standing time extension
- Elderly people's standing time extension
- Elderly people's standing time extension
- Elderly people's standing time extension

Features:

- Elderly people's standing time extension
- Elderly people's standing time extension
- Elderly people's standing time extension
- Elderly people's standing time extension

How to Use:

- Put the foot section over the foot. Make sure that there is no pressure on the foot. The foot must be on the stocking foot section. The inspection hole must be on the lower side of the leg (Figure 1).
- Put the foot section over the foot. Make sure that there is no pressure on the foot. The foot must be on the stocking foot section. The inspection hole must be on the lower side of the leg (Figure 1).
- Put the foot section over the foot. Make sure that there is no pressure on the foot. The foot must be on the stocking foot section. The inspection hole must be on the lower side of the leg (Figure 1).

How to Clean the Stocking:

The stockings should be washed every 2-3 days. Use lukewarm water and mild soap. Do not use bleach or fabric softener. Do not iron the stockings. Do not dry them in the sun or use a clothes dryer. Do not use a washing machine.

VARMED MEDİKAL SAN. VE TİC. LTD. ŞTİ.
Tuzluca Mah. Deryaşşığı C/Şahkara Cad. No:28-30 Başpaşınca
34010 Üsküdar - İSTANBUL
Tic. Sic. No: 27.973/27.974 Şişli Sic. No: 21.561/21.562
Tic. Sic. No: 27.973/27.974 Şişli Sic. No: 21.561/21.562
www.varimedmedikal.com.tr | www.facebook.com/varimedmedikal

Conclusion

- Varimed Anti-Embolism Stockings are designed to provide comfort and effective compression to reduce the risk of blood clots.
- Proper sizing, application, and care are crucial for their effectiveness.
- Regular inspections and adherence to contraindications ensure patient safety and the best outcomes.
- This training document is intended to provide healthcare professionals with the necessary information to correctly use and manage Varimed Anti-Embolism Stockings for their patients.

- ***We look forward to working with you and welcome your guidance and support to successfully fulfil this tender!***
- ***THANK YOU FOR YOUR TIME!***

